

Rayat Shikshan Sanstha
Rajarshi Chhatrapati Shahu College, Kolhapur
Feedback Committee
Feedback Analysis of Students for Teachers
Academic Year: 2018-19
Submitted to
Internal Quality Assurance Cell

Introduction and Objectives:

Rayat Shikshan Sanstha's, **Rajarshi Chhatrapati Shahu College, Kolhapur** was established in the year 1961. The college aims at the overall development of the students to become entrepreneurs and professionals in the respective disciplines. Every year survey has conducted to assess the satisfaction of all the stakeholders regarding curriculum, teaching, learning, evaluation and infrastructure of the college. Receiving positive and negative feedback are an important in helping monitor and evaluate the provision. Feedback from all stakeholders is a contributing factor to run a successful college or institution.

Methodology

In academic year **2018-19**, we asked all stakeholders to fill a feedback form (provided by college). The feedback forms have also available on the college website. Filling of feedback is mandatory.

Design of Feedback

The responses from the students for teachers are collected on the five-point scale (Likert scale)

- 1) Strongly Agree
- 2) Agree
- 3) Neutral
- 4) Disagree
- 5) Strongly disagree

Data Coding

Least is best method is used to code data. It means lowest rank is given to the strongly agree response and next rank is given to agree response and so on.

- 1) Strongly Agree : 1
- 2) Agree : 2
- 3) Neutral : 3
- 4) Disagree : 4
- 5) Strongly disagree : 5

Analysis of Feedback

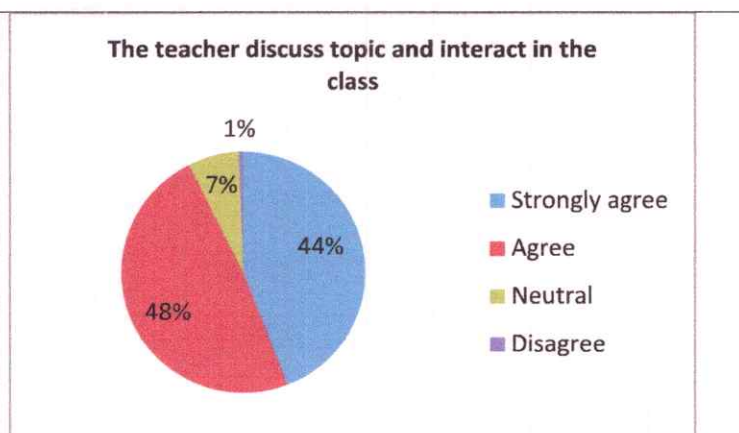
Feedback was collected and analyzed by Feedback Analysis Committee of the college. Opinion of all the stakeholders is obtained about each parameter in terms of percentage. Analyze the data using tabular and graphical representation.

Response	No of Student
Strongly agree	67
Agree	75
Neutral	15
Disagree	2
Strongly Disagree	2
Total	161

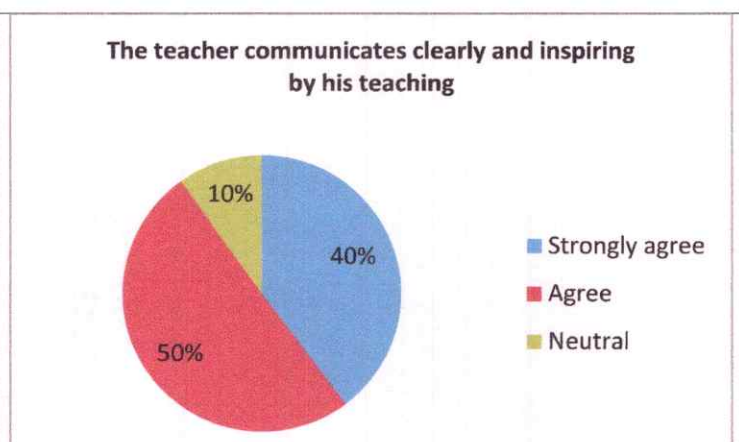
Teacher complete to entire syllabus in time

Response	Percentage
Strongly agree	42%
Agree	47%
Neutral	9%
Disagree	1%
Strongly Disagree	1%


Response	No of Student
Strongly agree	71
Agree	78
Neutral	11
Disagree	1
Strongly disagree	0
Total	161



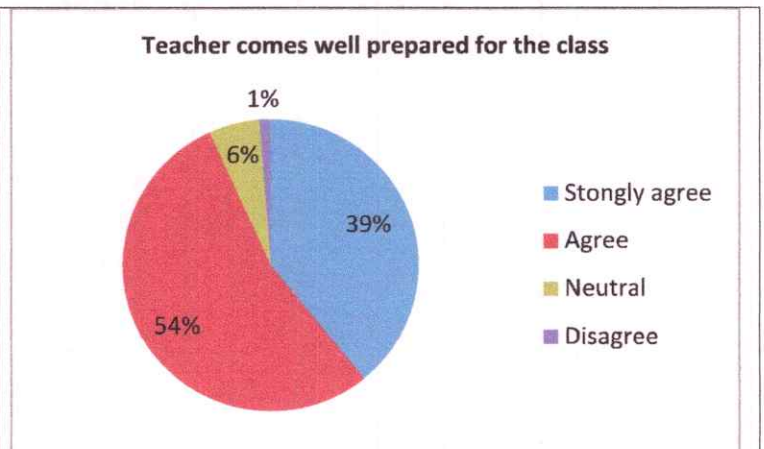
Response	No of Student
Strongly agree	64
Agree	81
Neutral	16
Disagree	0
Strongly disagree	0
Total	161



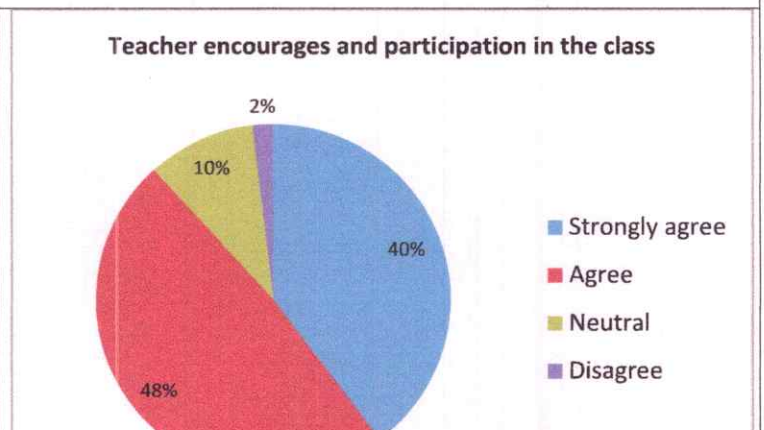
Response	No of Student
Strongly agree	60
Agree	80
Neutral	14
Disagree	4
Strongly Disagree	3
Total	161



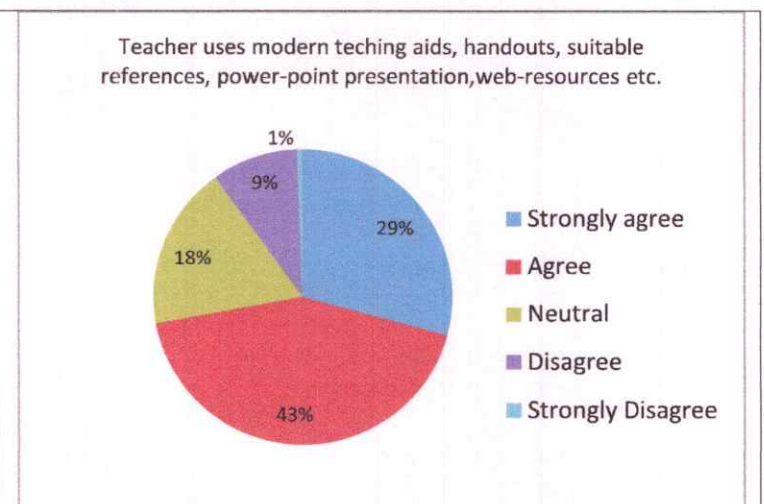
Response	No of Student
Stongly agree	63
Agree	87
Neutral	9
Disagree	2
Total	161



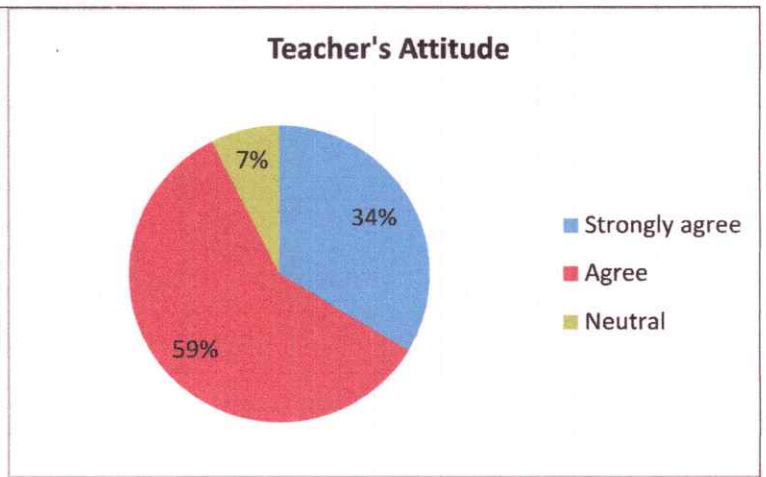
Response	No of Student
Strongly agree	64
Agree	78
Neutral	16
Disagree	3
Total	161



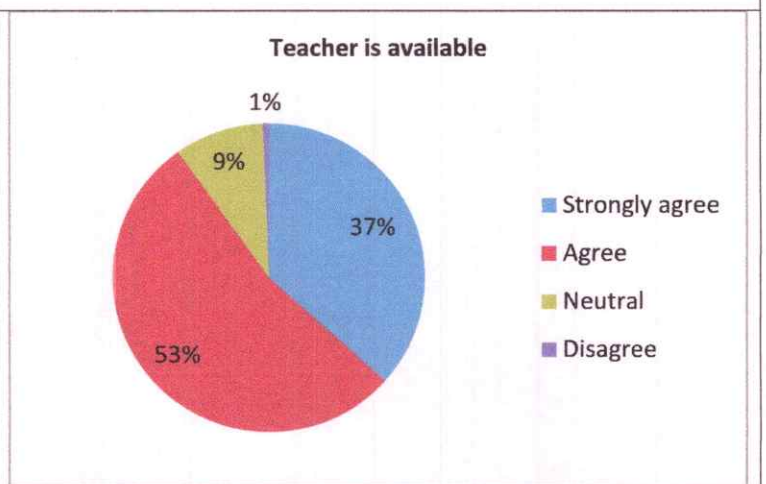
Response	No of Student
Strongly agree	47
Agree	69
Neutral	29
Disagree	15
Strongly Disagree	1
Total	161



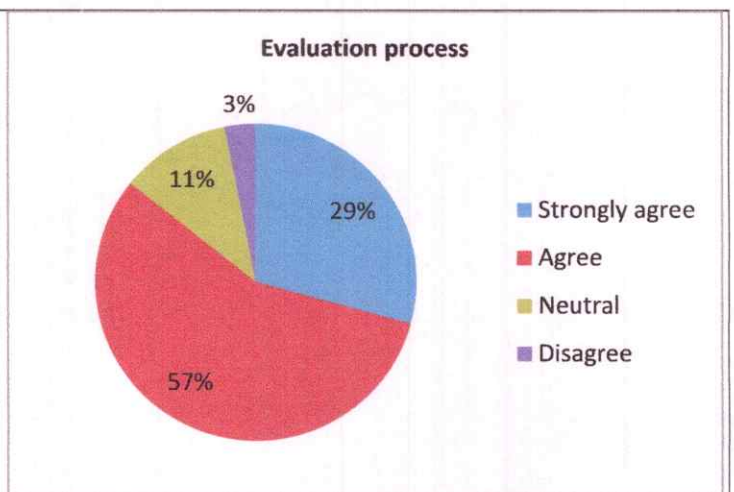
Response	No of Student
Strongly agree	54
Agree	95
Neutral	12
Disagree	0
Strongly Disagree	0
Total	161



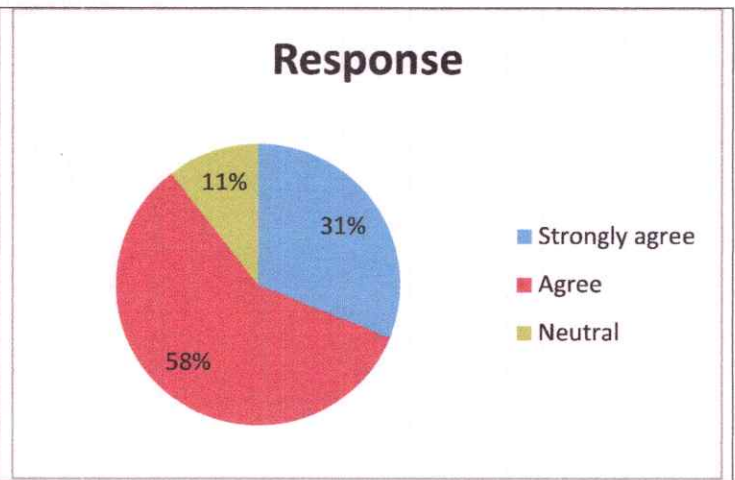
Response	No of Student
Strongly agree	59
Agree	86
Neutral	15
Disagree	1
Strongly Disagree	0
Total	161



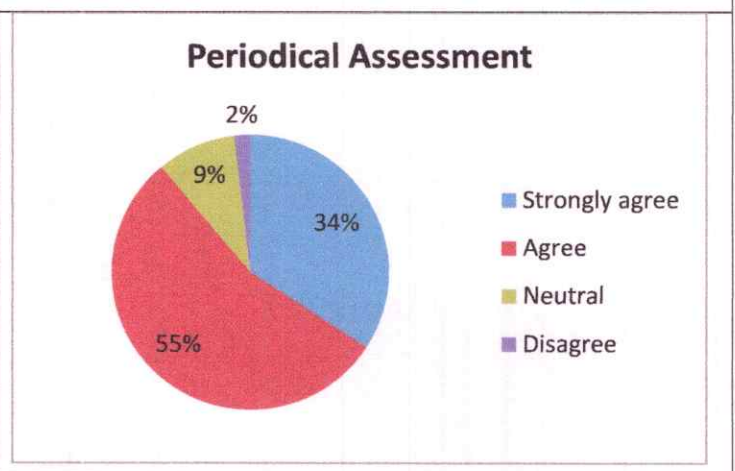
Response	No of Student
Strongly agree	47
Agree	91
Neutral	18
Disagree	5
Total	161



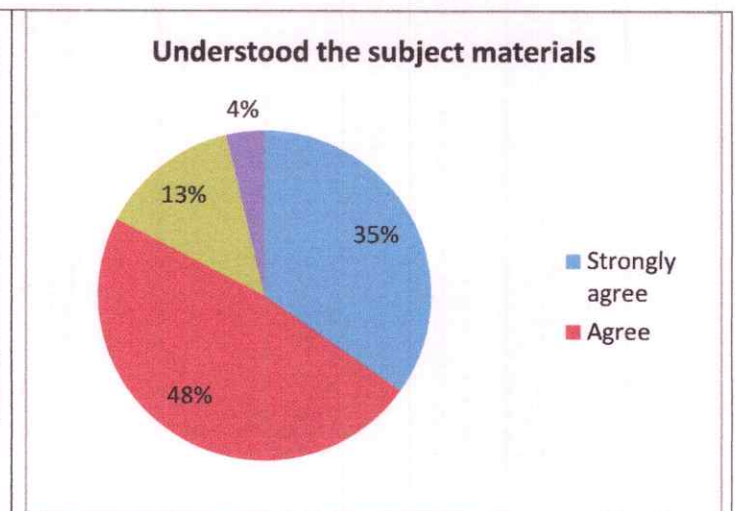
Response	No of Student
Strongly agree	50
Agree	94
Neutral	17
Total	161



Response	No of Student
Strongly agree	55
Agree	88
Neutral	15
Disagree	3
Total	161



Response	No of Student
Strongly agree	56
Agree	77
Neutral	22
Disagree	6
Total	161



Conclusion:

Feedback of students for teacher was analysed and the opinion of the stakeholders is obtained about each parameter in terms of percentage. From feedback the conclusions are: The respondent is strongly agreeing with 58% for The teacher completes the entire syllabus in time, with 65% for The teacher discusses topics and interact in the class, with 66% for The teacher is punctual in the class, with 55% for The teacher comes well prepared for the class and The teacher encourages participation and discussion in the class.

The respondents are agreeing with 81% for the teacher uses modern teaching aids, handout, suitable references, power point presentation, web resources, with 86% for the teacher's attitude towards the students is friendly & helpful and the teacher is available and accessible in the department, with 93% for the evaluation process is fair and unbiased, with 92% for Regular and timely feedback is given on your performance. The respondents are not agreeing with 2% for Periodical assessment is conducted as per schedule, with 95% for learnt and understood the subject materials in this course.


Suggestion/ Recommendation

For teaching staff, the students suggested and recommended that,


1. Provide teaching facilities with advanced technology
2. Arrange extra classes for slow learner students



Chairman
Feedback Analysis Committee



IQAC Coordinator
R. C. Shahu College,
Kolhapur.



Principal,
Rajarshi Chh. Shahu College
Kolhapur.